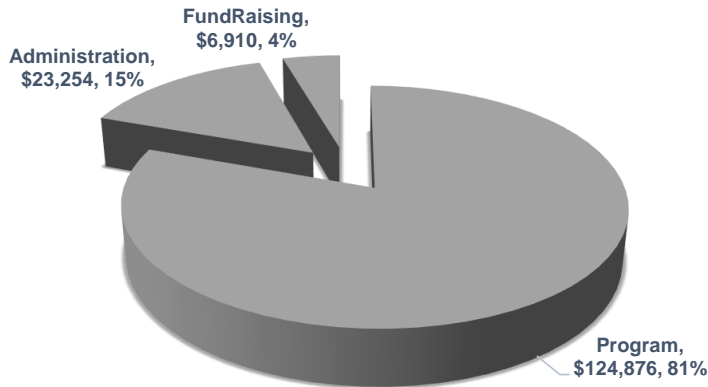


### Expenses by Function Ferrington Cares 2016\*

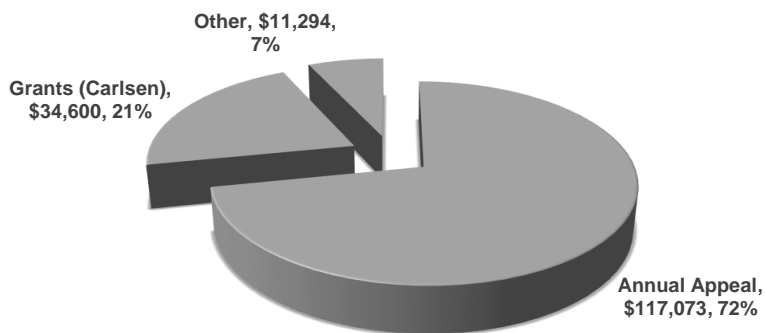


\* Nursing services, consultations and home visits are a key component of Program.

\* Program includes payments to movement class instructors, some education program speakers and support group leaders, and GP rental

\* Program also includes staff time connecting FV residents with Ferrington Friends, volunteer drivers, handypersons, IT helpers, support groups, and our vendor list, and verifying volunteer information.

### Income by Source Ferrington Cares 2016\*



\* Annual Appeal raised \$9K more than forecasted in 2016.

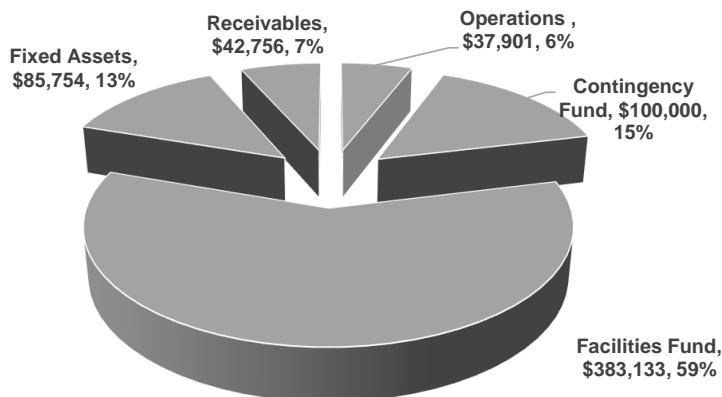
**Thank You!**

Other includes:

- \* \$1382 from Quilt Sale
- \* \$3121 from Movement Class donations
- \* \$6792 in Investment Income

\* Health Care Expo. netted ~\$1600 which was used to support other program spending

### Assets by Type Ferrington Cares EOY 2016\*



\* Financial Assets are ~\$530K, about half equity, half cash

\* Facilities Fund includes ~\$289K in Vanguard Index Fund with ~\$20K in unrealized gains

\* Cree Bequest in 2015 increased potential for the Facilities Fund by 70 percent or ~\$266K.

\* Receivables include ~\$35K from Carlsen Trust for 2017